



CT Series Carbon Block Filter Cartridges



*Residential/Commercial
Filtration Applications*

Standard Features

- Manufactured in the USA
- Eco-friendly activated coconut shell carbon filter media to provide purer filtration and high level of chlorine taste and odor reduction
- Economical and competitive price while providing exceptional performance
- All materials and components are FDA compliant. Ideal for drinking water applications in both residential and commercial settings
- Filters available in standard 2-1/2" and 4-1/2" (BB-style) cartridge diameters
- Polypropylene outer layer with netting provides prevention of premature clogging

Product Specifications

Micron Sizes

0.5, 1, and 5 microns*

Cartridge Lengths

9-7/8" and 20"

Outside Diameters

2-1/2" and 4-1/2" OD

Maximum Operating Temperature

35°F - 100°F (2°C - 38°C) temperature limit

Materials of Construction

Outer Layer and Netting: polypropylene
Filter Media: Activated coconut shell carbon

FDA Compliance

Filter media meets FDA/CFR Title 21 regulations for food and water contact

WARNING:

Do not use with water that is microbiologically unsafe or of unknown quality without adequate disinfection before or after the system.

*Not all micron ratings available for all filters. See ordering guide for specifications

Contaminants Reduced:

- Chloramine
- Chlorine Taste and Odor
- Cysts
- Lead
- MTBE
- VOCs




Filter cartridge has been tested and certified by NSF International against NSF/ANSI Standard 42 for material requirements only

Ordering Guide (Example: CTOX-2520)

	PART NUMBER	CARTRIDGE DIMENSIONS	MAXIMUM FLOW	CHLORINE CAPACITY (GALS)	NOMINAL MICRON RATING	INITIAL PRESSURE DROP (PSI)
CHLORINE TASTE AND ODOR	CTO1-2510	2-1/2" x 9-7/8"	1 GPM (3.785 LPM)	8,000 @ 1 GPM	5	< 2 PSI @ 1 GPM
	CTO1-2520	2-1/2" x 20"	2 GPM (7.57 LPM)	16,000 @ 2 GPM	5	< 2 PSI @ 2 GPM
	CTO1-4510	4-1/2" x 9-7/8"	3 GPM (11.35 LPM)	16,000 @ 3 GPM	5	< 4 PSI @ 3 GPM
	CTO1-4520	4-1/2" x 20"	6 GPM (22.71 LPM)	32,000 @ 6 GPM	5	< 5 PSI @ 6 GPM
CYSTS, CHLORINE TASTE AND ODOR	CTOC-2510	2-1/2" x 9-7/8"	1 GPM (3.785 LPM)	10,000 @ 1 GPM	0.5	< 8 PSI @ 1 GPM
	CTOC-2520	2-1/2" x 20"	2 GPM (7.57 LPM)	20,000 @ 2 GPM	0.5	< 8 PSI @ 2 GPM
	CTOC-4510	4-1/2" x 9-7/8"	3 GPM (11.35 LPM)	20,000 @ 3 GPM	0.5	< 7 PSI @ 3 GPM
	CTOC-4520	4-1/2" x 20"	6 GPM (22.71 LPM)	42,000 @ 6 GPM	0.5	< 8 PSI @ 6 GPM
LEAD, CHLORINE TASTE AND ODOR	CTOCL-2510	2-1/2" x 9-7/8"	1 GPM (3.785 LPM)	6,000 @ 1 GPM	0.5	< 10 PSI @ 1 GPM
	CTOCL-2520	2-1/2" x 20"	2 GPM (7.57 LPM)	12,000 @ 2 GPM	0.5	< 10 PSI @ 2 GPM
	CTOCL-4510	4-1/2" x 9-7/8"	3 GPM (11.35 LPM)	12,000 @ 3 GPM	0.5	< 7 PSI @ 3 GPM
	CTOCL-4520	4-1/2" x 20"	6 GPM (22.71 LPM)	18,000 @ 6 GPM	0.5	< 6 PSI @ 6 GPM
CYSTS, VOCs, CHLORINE TASTE AND ODOR	CTOV-2510	2-1/2" x 9-7/8"	1 GPM (3.785 LPM)	10,000 @ 1 GPM	0.5	< 10 PSI @ 1 GPM
	CTOV-2520	2-1/2" x 20"	2 GPM (7.57 LPM)	20,000 @ 2 GPM	0.5	< 10 PSI @ 2 GPM
	CTOV-4510	4-1/2" x 9-7/8"	3 GPM (11.35 LPM)	20,000 @ 3 GPM	0.5	< 7 PSI @ 3 GPM
	CTOV-4520	4-1/2" x 20"	6 GPM (22.71 LPM)	150,000 @ 6 GPM	0.5	< 7 PSI @ 6 GPM
LEAD, MTBE, CHLORINE TASTE AND ODOR, VOC, CHLORAMINE	CTOX-2510	2-1/2" x 9-7/8"	1 GPM (3.785 LPM)	8,000 @ 1 GPM	1	< 8 PSI @ 1 GPM
	CTOX-2520	2-1/2" x 20"	2 GPM (7.57 LPM)	16,000 @ 2 GPM	1	< 8 PSI @ 2 GPM
	CTOX-4510	4-1/2" x 9-7/8"	3 GPM (11.35 LPM)	16,000 @ 3 GPM	1	< 7 PSI @ 3 GPM
	CTOX-4520	4-1/2" x 20"	6 GPM (22.71 LPM)	32,000 @ 6 GPM	1	< 8 PSI @ 6 GPM
CHLORAMINE	CHLM-2510	2-1/2" x 9-7/8"	1 GPM (3.785 LPM)	1,000 @ 1 GPM	1	< 10 PSI @ 1 GPM
	CHLM-2520	2-1/2" x 20"	2 GPM (7.57 LPM)	2,000 @ 2 GPM	1	< 10 PSI @ 2 GPM
	CHLM-4510	4-1/2" x 9-7/8"	3 GPM (11.35 LPM)	3,000 @ 3 GPM	1	< 7 PSI @ 3 GPM
	CHLM-4520	4-1/2" x 20"	6 GPM (22.71 LPM)	6,000 @ 6 GPM	1	< 7 PSI @ 6 GPM

Dimensions



Case Packs

DIMENSIONS	QUANTITY
2-1/2" x 9-7/8"	20
2-1/2" x 20"	20
4-1/2" x 9-7/8"	9
4-1/2" x 20"	9



Filter Housings Selection Guide
CLICK HERE



9450 SW Gemini Dr, ECM #83358, Beaverton, OR 97008
Tel 855.896.3525 · Fax 866.409.9622
www.neologicsolutions.com · info@neologicsolutions.com
STUART, FL · BEAVERTON, OR · GREENVILLE, SC · SAN DIEGO, CA

QUESTIONS?

Ask one of our Service Representatives:
Mon-Fri 8a-8p, Sat 8:30a-4:30p EST

We ship six days a week!

